



**INDEPENDENT AUDITOR'S LIMITED REVIEW REPORT ON THE UNAUDITED FINANCIAL RESULTS OF VISAKHAPATNAM PORT LOGISTICS PARK LIMITED FOR THE QUARTER ENDED SEPTEMBER 30<sup>TH</sup>, 2025**

To,  
The Board of Directors  
Visakhapatnam Port Logistics Park Limited,  
21, Netaji Subhas Road,  
KOLKATA

**Introduction**

We have reviewed the accompanying Statement of Unaudited Financial Results of **Visakhapatnam Port Logistics Park Limited** ("the Company") for the quarter ended September 30, 2025 ("the Statement"). Management is responsible for the preparation and fair presentation of this Statement in accordance with the Companies (Indian Accounting Standard) Rule, 2015 (Ind AS) prescribed under section 133 of the Companies Act, 2013 as amended, read with relevant rules issued there under and other accounting principles generally accepted in India.

Our responsibility is to express a conclusion on the Statements based on our review and procedures performed by us.

**Scope of Review**

We conducted our review in accordance with the Standard on Review Engagements (SRE) 2410, "Review of Interim Financial Information performed by the Independent Auditor of the Entity" issued by the Institute of Chartered Accountants of India. A review of Statement consists of making inquiries, primarily of persons responsible for financial and accounting matters, and applying analytical and other review procedures. A review is substantially less in scope than an audit conducted in accordance with Standards of Auditing and consequently does not enable us to obtain assurance that we would become aware of all significant matters that might be identified in an audit. Accordingly, we do not express an audit opinion.

**Points for Consideration**

a) As per the unaudited financial results as on 30/09/2025, the company has incurred loss of Rs. 741.88 lacs as compared to loss of Rs. 580.41 lacs for the corresponding period of Financial Year 2024-25.

Cost of Services have gone up proportionately as well as in absolute amount in H1 of current Financial Year 2025-26 as compared to that of H1 in FY 2024-25.

However, on the basis of positive outlook of the Management towards the growth of the company and its ability to continue as a going concern in the foreseeable future, the financial information of the company for the quarter ended 30<sup>th</sup> September 2025, has also been prepared on a going concern basis.

b) Amount of Rs. 11.26 Lakhs is payable to MSME vendors for more than 45 days. It has been clarified by the management that the same has been put on hold since the GST Returns has not been filed properly by the respective vendors.



**Conclusion**

Based on our review conducted and procedure performed, nothing, except the above mentioned point for consideration, has come to our attention that causes us to believe that the accompanying Statement of Unaudited Financial Result does not present fairly, in all material respects, the state of affairs of the Company as at September 30, 2025, and of its results of operations for the quarter ended September 30, 2025, in accordance with the Companies (Indian Accounting Standard) Rule, 2015 (Ind AS) prescribed under Section 133 of the Companies Act, 2013 and other recognized accounting practices and policies.

Place: Kolkata  
Dated: 03-11-2025



For Agrawal Subodh & Co.  
Chartered Accountants  
Firm's Registration No. 319260E

  
Prosanta Mukherjee  
Partner  
Membership No.: 053651  
UDIN: 25053651BMJEO3318

**Visakhapatnam Port Logistics Park Limited**  
CIN - U63090WB2014GOI202678  
**Statement of Profit and Loss for the period ended 30th September, 2025**

(₹ in Lakhs)

	Particulars	Note No.	For the period ended 30th September 2025	For the period ended 30th September 2024
	<b>REVENUE</b>			
I	Revenue from Operations	18	1,115.99	1,213.20
II	Other Income	19	1.11	7.00
III	<b>Total Income (I + II)</b>		<b>1,117.10</b>	<b>1,220.19</b>
	<b>EXPENSES</b>			
IV	Cost of Material Consumed and Services Rendered	20	521.68	496.06
	Employee Benefits Expenses	21	50.70	50.39
	Finance Costs	22	474.49	456.20
	Depreciation and Amortization Expenses	23	574.04	537.99
	Administration and Other Expenses	24	238.07	259.96
	<b>Total Expenses (IV)</b>		<b>1,858.98</b>	<b>1,800.60</b>
V	<b>Profit / (Loss) Before Tax (III - IV)</b>		<b>(741.88)</b>	<b>(580.41)</b>
VI	<b>Tax Expenses:</b>			
	Current Tax		-	-
	Deferred Tax		-	-
VII	<b>Profit/ (Loss) for the year (V - VI)</b>		<b>(741.88)</b>	<b>(580.41)</b>
VIII	<b>Other Comprehensive Income for the year</b>		-	-
IX	<b>Total Comprehensive Income/(Loss) for the year (VII + VIII)</b>		<b>(741.88)</b>	<b>(580.41)</b>
X	<b>Earnings per equity share (Face Value of Rs. 10/- each)</b>			
	i) Basic (in Rs.)		(0.55)	(0.43)
	ii) Diluted (in Rs.)		(0.55)	(0.43)


The Significant Accounting Policies (I) and Notes (II) are integral part of these Financial Statements.  
In terms of our Audit Report of even date attached

For AGRAWAL SUBODH & Co  
Chartered Accountants  
Firm Registration No. 319260E


  
CA Prosanta Mukherjee  
Partner  
Membership No. 053651




For and on behalf of  
Visakhapatnam Port Logistics Park Limited

  
Romon Sebastian Louis  
(DIN: 08710802)  
Director

  
Saurav Dutta  
(DIN: 10042140)  
Director

  
Sushil Dugar  
(DIN: 11284760)  
Director

  
S. Murthy Nandini  
(DIN: 10814006)  
Director

Place: Kolkata  
Date: 03.11.2025

**Visakhapatnam Port Logistics Park Limited**  
CIN - U63090WB2014GOI202678  
**Statement of Profit and Loss for the period ended 30th September, 2025**

(₹ in Lakhs)

	Particulars	Note No.	3 Months ended 30/09/2025 (Unaudited)	Preceding 3 Months ended 30/06/2025 (Unaudited)	Corresponding 3 Months ended 30/09/2024 (Unaudited)	Year to date for Current period ended 30/09/2025 (Unaudited)	Year to date for Previous period ended 30/09/2024 (Unaudited)	For the Year 31/03/2025 (Audited)
	<b>REVENUE</b>							
I	Revenue from Operations	18	576.20	539.79	494.65	1,115.99	1,213.20	2,186.42
II	Other Income	19	0.56	0.56	3.73	1.11	7.00	13.17
III	<b>Total Income (I + II)</b>		<b>576.75</b>	<b>540.35</b>	<b>498.39</b>	<b>1,117.10</b>	<b>1,220.19</b>	<b>2,199.59</b>
	<b>EXPENSES</b>							
IV	Cost of Material Consumed and Services Rendered	20	253.61	268.07	200.07	521.68	496.06	1,035.39
	Employee Benefits Expenses	21	22.20	28.50	27.02	50.70	50.39	98.76
	Finance Costs	22	241.53	232.96	230.45	474.49	456.20	1,148.29
	Depreciation and Amortization Expenses	23	309.74	264.30	268.52	574.04	537.99	1,065.93
	Administration and Other Expenses	24	95.83	142.25	125.35	238.07	259.96	521.95
	<b>Total Expenses (IV)</b>		<b>922.91</b>	<b>936.07</b>	<b>851.43</b>	<b>1,858.98</b>	<b>1,800.60</b>	<b>3,870.32</b>
V	<b>Profit / (Loss) Before Tax (III - IV)</b>		<b>(346.16)</b>	<b>(395.72)</b>	<b>(353.04)</b>	<b>(741.88)</b>	<b>(580.41)</b>	<b>(1,670.73)</b>
VI	<b>Tax Expenses:</b>							
	Current Tax		-	-	-	-	-	-
	Deferred Tax		-	-	-	-	-	-
VII	<b>Profit / (Loss) for the year (V - VI)</b>		<b>(346.16)</b>	<b>(395.72)</b>	<b>(353.04)</b>	<b>(741.88)</b>	<b>(580.41)</b>	<b>(1,670.73)</b>
VIII	<b>Other Comprehensive Income for the year</b>		-	-	-	-	-	-
IX	<b>Total Comprehensive Income / (Loss) for the year (VII + VIII)</b>		<b>(346.16)</b>	<b>(395.72)</b>	<b>(353.04)</b>	<b>(741.88)</b>	<b>(580.41)</b>	<b>(1,670.73)</b>
X	<b>Earnings per equity share (Face Value of Rs. 10/- each)</b>							
	i) Basic (in Rs.)		(0.26)	(0.29)	(0.26)	(0.55)	(0.43)	(1.24)
	ii) Diluted (in Rs.)		(0.26)	(0.29)	(0.26)	(0.55)	(0.43)	(1.24)

For AGRAWAL SUBODH & Co  
Chartered Accountants  
Firm Registration No. 319260E



*Prosanta Mukherjee*  
CA Prosanta Mukherjee  
Partner  
Membership No. 053654

For and on behalf of  
Visakhapatnam Port Logistics Park Limited

*Romon Sebastian Louis*  
Romon Sebastian Louis  
(DIN: 08710802)  
Director

*Saurav Dutta*  
Saurav Dutta  
(DIN: 10042140)  
Director

*Sushil Dugar*  
Sushil Dugar  
(DIN: 11284760)  
Director

*S. Murthy Nandini*  
S. Murthy Nandini  
(DIN: 10814006)  
Director

Place: Kolkata  
Date: 03.11.2025

**Visakhapatnam Port Logistics Park Limited**  
CIN - U63090WB2014GOI202678  
**Cash Flow Statement for the period ended 30th September 2025**

(₹ in Lakhs)

Particulars	For the period ended 30th September 2025	For the period ended 30th September 2024
<b>A Cash flow from Operating Activities</b>		
Net Profit / (Loss) before tax	(741.88)	(580.41)
Adjustment for -		
Depreciation & Amortisations	574.04	537.99
Interest	474.49	456.20
<b>Operating Profit before Working Capital Changes</b>	<b>306.65</b>	<b>413.79</b>
Adjustment for -		
Current Liabilities	235.40	79.36
Current Assets	(15.78)	53.66
<b>NET CASH FROM OPERATING ACTIVITIES</b>	<b>526.27</b>	<b>546.81</b>
<b>B Cash Flow from Investing Activities</b>		
Fixed Assets - Capital Work in Progress	-	-
Purchase of Fixed Assets	-	(0.00)
Addition in Intangible assets under development	-	(2.80)
<b>NET CASH FROM INVESTING ACTIVITIES</b>	<b>-</b>	<b>(2.80)</b>
<b>C Cash Flow from Financing Activities</b>		
Payment of lease liabilities	(75.28)	(48.70)
Payment to Lender	(3.81)	(0.04)
Interest	(474.49)	(456.20)
<b>NET CASH FROM FINANCING ACTIVITIES</b>	<b>(553.56)</b>	<b>(504.95)</b>
<b>Net Changes in Cash &amp; Cash Equivalents (A+B+C)</b>	<b>(27.29)</b>	<b>39.06</b>
Cash & Cash Equivalent Opening Balance	72.03	31.78
Cash & Cash Equivalent Closing Balance	44.71	70.84

Note: The above Cash Flow Statement has been prepared under the "Indirect Method" as set out in Ind AS - 7 "Statements of Cash Flow".

The Significant Accounting Policies (I) and Notes (II) are integral part of these Financial Statements  
In terms of our Audit Report of even date attached

For **AGRAWAL SUBODH & Co**  
Chartered Accountants  
Firm Registration No. 319260E



*Prosanta Mukherjee*

CA Prosanta Mukherjee  
Partner  
Membership No. 053651

For and on behalf of  
**Visakhapatnam Port Logistics Park Limited**

*Romon Sebastian Louis*  
Romon Sebastian Louis  
(DIN: 08710802)  
Director

*Saurav Dutta*  
Saurav Dutta  
(DIN: 10042140)  
Director

*Sushil Dugar*  
Sushil Dugar  
(DIN: 11284760)  
Director

*S. Murthy Nandini*  
S. Murthy Nandini  
(DIN: 10814006)  
Director

Place: Kolkata  
Date: 03.11.2025

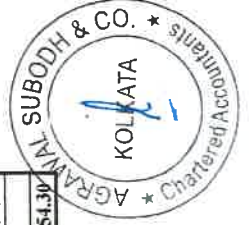
## Visakhapatnam Port Logistics Park Limited

CIN - U63090WB2014GO1202678

### II. Notes forming part of the Financial Statements as at 30th September 2025

#### I :- Property, Plant and Equipment

Particulars	Building & Sidings	Factory Building	Electrical Installation and Equipments	Furniture and Fittings	Office Equipments	Plant & Machineries	Railways sidings	Computers & Data Processing Units	Total
<b>Period ended 30.09.2025</b>									
Gross carrying amount	9,862.38	3,747.16	1,125.93	334.43	36.59	1,607.16	401.67	4.91	17,120.23
Opening Gross Carrying Amount					0.00				0.00
Additions during the year									
Deduction / Adjustments during the year									
<b>Closing Gross Carrying Amount</b>	<b>9,862.38</b>	<b>3,747.16</b>	<b>1,125.93</b>	<b>334.43</b>	<b>36.59</b>	<b>1,607.16</b>	<b>401.67</b>	<b>4.91</b>	<b>17,120.23</b>
<b>Accumulated Depreciation</b>									
Opening Accumulated Depreciation	2,529.37	917.88	676.18	207.92	25.75	643.13	160.88	4.82	5,165.93
Depreciation charge during the year	181.78	72.42	56.22	16.49	2.67	53.70	13.42	0.05	396.75
Deduction / Adjustments during the year									
<b>Closing Accumulated Depreciation</b>	<b>2,711.15</b>	<b>990.30</b>	<b>732.40</b>	<b>224.41</b>	<b>28.42</b>	<b>696.83</b>	<b>174.30</b>	<b>4.87</b>	<b>5,562.68</b>
<b>Net Carrying Amount as on 30.09.2025</b>	<b>7,151.23</b>	<b>2,756.86</b>	<b>393.53</b>	<b>110.02</b>	<b>8.17</b>	<b>910.33</b>	<b>227.37</b>	<b>0.04</b>	<b>11,557.55</b>
<b>Period ended 31.03.2025</b>									
Gross carrying amount	9,862.38	3,747.16	1,125.93	334.43	36.59	1,607.16	401.67	4.91	17,120.23
Opening Gross Carrying Amount									
Additions during the period									
Deduction / Adjustments during the period									
<b>Closing Gross Carrying Amount</b>	<b>9,862.38</b>	<b>3,747.16</b>	<b>1,125.93</b>	<b>334.43</b>	<b>36.59</b>	<b>1,607.16</b>	<b>401.67</b>	<b>4.91</b>	<b>17,120.23</b>
<b>Accumulated Depreciation</b>									
Opening Accumulated Depreciation	2,166.79	773.45	564.06	174.50	20.43	536.02	134.11	4.66	4,374.02
Depreciation charge during the period	362.58	144.43	112.12	33.42	5.32	107.11	26.77	0.16	791.91
Deduction / Adjustments during the period									
<b>Closing Accumulated Depreciation</b>	<b>2,529.37</b>	<b>917.88</b>	<b>676.18</b>	<b>207.92</b>	<b>25.75</b>	<b>643.13</b>	<b>160.88</b>	<b>4.82</b>	<b>5,165.93</b>
<b>Net Carrying Amount as on 31.03.2025</b>	<b>7,333.01</b>	<b>2,829.28</b>	<b>449.75</b>	<b>126.51</b>	<b>10.84</b>	<b>964.03</b>	<b>240.79</b>	<b>0.09</b>	<b>11,954.30</b>



II. Notes forming part of the Financial Statements as at 30th September 2025

2: Right-of-Use Assets

(i) Amounts recognised in Balance sheet

(₹ in Lakhs)

Right of Use Assets	As at 30th September 2025		
	ROU Land Leasehold	ROU Others	Total
<b>Gross Block</b>			
Balance as at April 1, 2025	4,687.63	-	4,687.63
Additions during year		501.89	501.89
Gross Block as at 30th September, 2025	4,687.63	501.89	5,189.52
<b>Accumulated Depreciation</b>			
Balance as at April 1, 2025	1,088.74	-	1,088.74
Depreciation charge for the period	90.73	83.66	174.39
Adjustments			
Accumulated Depreciation as at 30th September, 2025	1,179.47	83.66	1,263.13
<b>Net value of ROU Asset as at 30th September 2025</b>	<b>3,508.16</b>	<b>418.23</b>	<b>3,926.39</b>

Right of Use Assets	As at 31st March 2025		
	ROU Land Leasehold	ROU Others	Total
<b>Gross Block</b>			
Balance as at April 1, 2024	4,687.63	187.70	4,875.33
Additions during year		-	-
Gross Block as at 31st March, 2025	4,687.63	187.70	4,875.33
<b>Accumulated Depreciation</b>			
Balance as at April 1, 2024	907.31	101.68	1,008.99
Depreciation charge for the period	181.43	86.02	267.45
Accumulated Depreciation as at 31st March, 2025	1,088.74	187.70	1,276.44
<b>Net value of ROU Asset as at 31st March 2025</b>	<b>3,598.89</b>	<b>0.00</b>	<b>3,598.89</b>



## Visakhapatnam Port Logistics Park Limited

CIN - U63090WB2014GOI202678

### II. Notes forming part of the Financial Statements as at 30th September 2025

#### 3: Other Intangible Assets - Computer Software

(₹ in Lakhs)

Particulars	Other Intangible Assets
<b>Period ended 30th September 2025</b>	
<b>Gross carrying amount</b>	
Opening Gross Carrying Amount	32.60
Additions during the year	-
Deduction / Adjustments during the year	-
<b>Closing Gross Carrying Amount</b>	<b>32.60</b>
<b>Accumulated Depreciation</b>	
Opening Accumulated Depreciation	21.20
Depreciation charge during the year	2.89
Deduction / Adjustments during the year	-
<b>Closing Accumulated Depreciation</b>	<b>24.09</b>
<b>Net Carrying Amount as on 30.09.2025</b>	<b>8.51</b>
<b>Period ended 31st March 2025</b>	
<b>Gross carrying amount</b>	
Opening Gross Carrying Amount	32.60
Additions during the period	-
Deduction / Adjustments during the period	-
<b>Closing Gross Carrying Amount</b>	<b>32.60</b>
<b>Accumulated Depreciation</b>	
Opening Accumulated Depreciation	14.69
Depreciation charge during the period	6.51
Deduction / Adjustments during the period	-
<b>Closing Accumulated Depreciation</b>	<b>21.20</b>
<b>Net Carrying Amount as on 31.03.2025</b>	<b>11.40</b>



**Visakhapatnam Port Logistics Park Limited**  
CIN - U63090WB2014GOI202678

**II. Notes forming part of the Financial Statements as at 30th September 2025**

**5 :- Trade Receivables**

(₹ in Lakhs)

Particulars	As at 30th September 2025	As at 31st March 2025
Considered Good - unsecured		
Outstanding for a period exceeding six months	94.30	72.66
Others	489.11	512.06
<b>Total</b>	<b>583.41</b>	<b>584.72</b>



**Visakhapatnam Port Logistics Park Limited**

CIN - U63090WB2014GOI202678

**II. Notes forming part of the Financial Statements as at 30th September 2025**

<b>6 :- Cash &amp; Cash Equivalents</b>		
(₹ in Lakhs)		
Particulars	As at 30th September 2025	As at 31st March 2025
Balances with Banks		
In Current Account	44.21	71.78
Cash in hand	0.50	0.25
<b>Total</b>	<b>44.71</b>	<b>72.03</b>
<b>7 :- Other Balances with banks</b>		
(₹ in Lakhs)		
Particulars	As at 30th September 2025	As at 31st March 2025
Earmarked balances with banks	-	-
Short-term Bank deposits	-	-
<b>Total</b>	<b>-</b>	<b>-</b>
<b>8:- Current Financial Assets</b>		
(₹ in Lakhs)		
Particulars	As at 30th September 2025	As at 31st March 2025
Security Deposit	39.10	37.95
Accrued Income- Receivable	4.98	2.00
<b>Total</b>	<b>44.08</b>	<b>39.95</b>
<b>9 :- Other Current Assets</b>		
(₹ in Lakhs)		
Particulars	As at 30th September 2025	As at 31st March 2025
Statutory Dues Recoverable	42.30	42.89
Other Prepaid Expenses	23.68	10.13
<b>Total</b>	<b>65.98</b>	<b>53.02</b>



**Visakhapatnam Port Logistics Park Limited**  
**CIN - U63090WB2014GOI202678**

**II. Notes forming part of the Financial Statements as at 30th September 2025 -**

**10 :- Equity Share Capital**

(i) : Details of Authorised Share Capital are as under :

Particulars	(₹ in Lakhs)	
	As at 30th September 2025	As at 31st March 2025
<b>Authorized:</b>		
14,00,00,000 Equity Shares of Rs. 10/- each	14,000.00	14,000.00
<b>Total</b>	<b>14,000.00</b>	<b>14,000.00</b>

(ii) : Details of Issued, Subscribed and Paid-up Share Capital are as under :

Particulars	(₹ in Lakhs)	
	As at 30th September 2025	As at 31st March 2025
<b>Issued, Subscribed and Paid-up Share Capital:</b>		
13,50,64,963 Equity Shares of Rs. 10/- each fully paid up	13,506.50	13,506.50
<b>Total</b>	<b>13,506.50</b>	<b>13,506.50</b>

(iii) : Reconciliation of number of shares outstanding at the beginning and end of the reporting year are given below:

Particulars	As at 30th September 2025	As at 31st March 2025
Equity Shares at the beginning of the year	13,50,64,963	13,50,64,963
Add : Equity Shares allotted during the year	-	-
Equity Shares at the end of the year	13,50,64,963	13,50,64,963

(iv) Share holding pattern at the beginning and end of the reporting year are given below:

Details of the equity shares Held by Holding company	30th September 2025		2024-25	
	No of shares	%	No of shares	%
Balmer Lawrie and Company Limited	8,10,38,977	60	8,10,38,977	60
Visakhapatnam Port Authority *	5,40,25,985	40	5,40,25,985	40
A nominee of Balmer Lawrie & Co Ltd	1	0	1	0
	<b>13,50,64,963</b>	<b>100</b>	<b>13,50,64,963</b>	<b>100</b>

\* Represents , 5,40,25,985 Equity shares of face value Rs.10/- each have been issued to Visakhapatnam Port Authority against the consideration for allotment of lease hold land and no further amount is received in cash.

(v) The Company has only one class of shares referred to as equity shares having par value of Rs 10 per share. Each holder of equity shares is entitled to one vote per share.



**Visakhapatnam Port Logistics Park Limited**  
CIN - U63090WB2014GOI202678

**II. Notes forming part of the Financial Statements as at 30th September 2025**

<b>11:- Other Equity</b>		
<b>(i) Details of Other Equity are as under</b>		
(₹ in Lakhs)		
Particulars	As at 30th September 2025	As at 31st March 2025
Retained Earnings / Surplus	(9,142.43)	(8,400.55)
<b>Total</b>	<b>(9,142.43)</b>	<b>(8,400.55)</b>
<b>(ii) : Movement in Other Equity are as under</b>		
(₹ in Lakhs)		
Particulars	As at 30th September 2025	As at 31st March 2025
Balance at the beginning of the year	(8,400.55)	(6,729.82)
Add: Transferred from Statement of Profit & Loss	(741.88)	(1,670.73)
<b>Total Retained Earnings / Surplus</b>	<b>(9,142.43)</b>	<b>(8,400.55)</b>
<b>Non Current Financial Liabilities</b>		
<b>12:- Borrowings</b>		
(₹ in Lakhs)		
Particulars	As at 30th September 2025	As at 31st March 2025
Term Loan from PFC**	7,294.96	7,453.96
Borrowings from BL	1,460.03	1,460.03
<b>Total</b>	<b>8,754.99</b>	<b>8,913.99</b>
<b>** Note - Terms &amp; conditions of the term loan from PFCL along with security clause :-</b>		
Nature of Facility:	Term Loan	
Sanctioned Amount	Rs.75.47 Crores	
Amount Availed	Rs.75.47 Crores	
Rate of Interest:	10% on Term Loan	
Nature of Security:	1st charge on the entire fixed assets (present and future) of the Company and equitable mortgage on leasehold	
i) Company has availed refinancing of the SBI Term Loan as on 17.12.2024 with tenor of 120 monthly installments with a moratorium of 12 Months. The repayment to commence from 15.01.2026.		
<b>Current Financial Liabilities -</b>		
<b>12 (a) Borrowings :</b>		
Particulars	As at 30th September 2025	As at 31st March 2025
Current maturities of Term Loan from PFC **	285.08	129.91
<b>Total</b>	<b>285.08</b>	<b>129.91</b>
Note - ** Includes 252 Lakhs as monthly installments from Jan'26 to Sep'26 plus accrued interest for 15 days- Sep 25 -Rs 33.08 Lakhs payable in Oct'25		
<b>13:- Lease Liabilities</b>		
(₹ in Lakhs)		
Particulars	As at 30th September 2025	As at 31st March 2025
Right of Use Liability:		
Current lease liability	253.34	0.72
Non-current lease liability	194.22	20.24
<b>Total</b>	<b>447.56</b>	<b>20.96</b>



**Visakhapatnam Port Logistics Park Limited**  
CIN - U63090WB2014GOI202678

**II. Notes forming part of the Financial Statements as at 30th September 2025**

**14:- Trade Payables**

(₹ in Lakhs)

Particulars	As at 30th September 2025	As at 31st March 2025
Payable to Micro, Medium and Small Enterprises	18.46	24.71
Other Trade Payables	847.69	722.57
<b>Total</b>	<b>866.15</b>	<b>747.28</b>



**Visakhapatnam Port Logistics Park Limited**  
CIN - U63090WB2014GOI202678

**II. Notes forming part of the Financial Statements as at 30th September 2025**

**15:- Current Financial Liabilities - Others**

(₹ in Lakhs)

Particulars	As at 30th September 2025	As at 31st March 2025
<b>Payable to Related Party:</b>		
- <b>Balmer Lawrie &amp; Co Ltd</b>		
--- Payable for project manpower cost	399.23	399.23
--- Payable for air tickets	-	0.32
--- Payable against Logistic Services		4.89
--- Accrued Interest on BL loan	400.37	344.30
- <b>Visakhapatnam Port Authority</b>	1.08	2.70
Others - Security Deposits / Other Deposit	148.01	148.01
Other Liabilities	-	-
	<b>948.69</b>	<b>899.45</b>



**Visakhapatnam Port Logistics Park Limited**  
CIN - U63090WB2014GOI202678

**II. Notes forming part of the Financial Statements as at 30th September 2025**

**Non Financial Liabilities:**

**16:- Other Current Liabilities**

(₹ in Lakhs)

Particulars	As at 30th September 2025	As at 31st March 2025
Statutory Remittances	45.74	65.15
Advance from Customers	-	0.06
Capital Creditors	438.86	438.86
Other Current Liabilities	-	0.35
<b>Total</b>	<b>484.60</b>	<b>504.42</b>

**17:- Current Provisions**

(₹ in Lakhs)

Particulars	As at 30th September 2025	As at 31st March 2025
Provision for Audit fee	0.99	0.60
Provision for Expenses	73.05	
Provision for Employee Benefits	5.39	29.41
<b>Total</b>	<b>79.43</b>	<b>30.01</b>

**18:- Revenue from operations**

(₹ in Lakhs)

Particulars	As at 30th September 2025	As at 30th September 2024
Sale of services		
Storage charges	259.20	312.79
Other service fees	856.78	900.41
<b>Total</b>	<b>1115.99</b>	<b>1213.20</b>

**19:- Other Income**

(₹ in Lakhs)

Particulars	As at 30th September 2025	As at 30th September 2024
Interest Income	1.11	3.35
Other Income	-	3.65
<b>Total</b>	<b>1.11</b>	<b>7.00</b>

**20:- Cost of Material Consumed and Services Rendered**

(₹ in Lakhs)

Particulars	As at 30th September 2025	As at 30th September 2024
Cost of Services Rendered	521.68	496.06
<b>Total</b>	<b>521.68</b>	<b>496.06</b>



**Visakhapatnam Port Logistics Park Limited**  
CIN - U63090WB2014GOI202678

**II. Notes forming part of the Financial Statements as at 30th September 2025**

**21:- Employee Benefits Expenses**

(₹ in Lakhs)

Particulars	As at 30th September 2025	As at 30th September 2024
Salaries and Wages	45.17	42.14
Contribution to Provident and other Funds	4.52	6.76
Staff Welfare Expenses	1.01	1.49
<b>Total</b>	<b>50.70</b>	<b>50.39</b>

**22:- Finance Costs**

(₹ in Lakhs)

Particulars	As at 30th September 2025	As at 30th September 2024
Interest on secured loan	395.65	392.96
Interest on unsecured loan	62.29	56.46
Interest expenses on lease liabilities	16.55	6.78
<b>Total</b>	<b>474.49</b>	<b>456.20</b>

**23:- Depreciation and Amortization Expenses**

(₹ in Lakhs)

Particulars	As at 30th September 2025	As at 30th September 2024
Depreciation on Property, Plant and Equipment	396.76	397.07
Amortisation on Intangible Assets	2.89	3.27
Depreciation on Right-of-use assets	174.39	137.65
<b>Total</b>	<b>574.04</b>	<b>537.99</b>

**24:- Administration and Other Expenses**

(₹ in Lakhs)

Particulars	As at 30th September 2025	As at 30th September 2024
Repairs & Maintenance		
For Buildings	1.67	6.81
For Plant & Machineries	0.54	5.86
For Others	29.54	9.75
Rent	3.93	1.80
Rates & Taxes	1.69	3.86
Travelling and Conveyance Expenses	8.48	2.49
Printing and Stationery	0.35	1.19
Postage & Courier Charges	0.10	0.15
Electricity, Water & Gas Charges	47.55	37.94
Insurance	15.76	12.91
Bank charges	-	-
Payment to Auditor	-	-
Statutory Audit Fees	0.51	0.30
Tax /Other Audit Fees	0.84	-
For Other Services	0.08	0.08
Professional & other fees	1.11	4.89
Security service cost	60.29	59.77
Telephone and Internet Expenses	2.55	6.56
Customs Officials Cost	16.39	36.36
Hire/Lease Charges	37.92	60.73
Miscellaneous Expenses	8.77	8.51
<b>Total</b>	<b>238.07</b>	<b>259.96</b>

